

# Linked and Computed Fields | Quantum Cloud

This guide explains the different types of fields - linked, semi-linked, computed and semi-computed - and outlines how each interacts with case information and user inputted data.

## Linked fields

This data links to case information and if changed within the form the data writes back and updates Case information and other forms where the data appears. A new icon shows you which fields are linked:



The screenshot shows a form section titled "Our client". It contains two fields: "Title" and "Forename(s)". The "Title" field is a dropdown menu currently showing "Mrs" with a small blue icon to its right. The "Forename(s)" field is a text input box containing "Justine" with a similar blue icon to its right.

Clicking the 'Linked field' icon will provide more information.





This screenshot shows the same form as before, but with a tooltip displayed over the "Title" field. The tooltip has a title "Linked field: Title" and a link "View linked field source". Below this, it contains an information icon and the text: "Updating this field will change all Title linked fields, including in Case information and different forms." The "Title" field now has a label "Linked field" next to the icon.

Clicking 'View linked field source' will take you to the section of Case information that the data within a form is linked to.



## Semi-linked fields

This data is initially linked to Case information and pulled through to a form from there. However, the data can then be changed within the form, without the change writing back or updating Case information. A new icon shows you which fields are semi-linked:

**Applicant name**  

Mrs Justine Milburn


If the icon is followed by a green tick then the data in the form matches that in Case information. However, the icon says 'Modified' if the data in the form is different to that in Case information.




**Applicant name**  **Semi-linked field**  **Modified**  **Replace?**

Mrs Jane Milburn



Clicking on 'Replace' will change the data to match that in Case information.


Clicking the 'Semi-linked field' icon provides more information:

**Case number** 

**Applicant name**  **Semi-linked field**  **Modified**  **Replace?**

Mrs Jane Milburn

**Respondent name**  



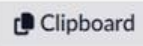

**Semi-linked field: Applicant name** 


ⓘ Semi-linked fields aren't fully linked to Case information and can contain different, form-specific data (e.g. only one child, rather than all of them). If Applicant name here doesn't match Case information and you want it to, click *Replace*.

## Computed fields

This data is automatically computed by Quantum and cannot be changed. An example is the numerical total of a list of items:

Name of bank or building society includi...	Account number	Total client share of balance
↑ ↓ Nationwide	25638475	£2,354.00
↑ ↓ Halifax	9462117	£10,000.00

 Add
  Modify
  Clipboard
  Delete

**Total (C1)** 

£12,354.00

Clicking the 'Computed field' icon provides more information:

Name of bank or building society includi...	Account number	Total client share of balance
↑ ↓ Nationwide	25638475	£2,354.00
↑ ↓ Halifax	9462117	£10,000.00

Add Modify Clipboard Delete

**Total (C1)** **Computed field**

£12,354.00

**Computed field: Total (C1)**

The data in this field is computed automatically from other data entered and can't be changed.

## Semi-computed fields

This data is automatically computed, but can be changed manually.

For example, where a client's share of a property's value has been entered as 50% their share of the costs of sale will be automatically set to 50% too. The green tick shows that the data matches:

**Share of costs (%)**

50

However, if in a particular instance you want to amend the data you can:

**Share of costs (%)**

**Semi-computed field** **Modified** **Replace?**

30

The green tick is changes to 'Modified', to show that a manual change has been made. Clicking on 'Replace' will undo that manual change.

Clicking the 'Semi-computed field' icon provides more information:

### Percentage used for sale costs

3	<b>Semi-computed field: Share of costs (%)</b>  The data in this field is computed automatically from other data entered. However, it can be amended manually. Click <i>Replace</i> to reverse the manual change.
<b>Cost of sale</b>	
£7,500.00	
<b>Share of costs (%)</b>	Semi-computed field  Modified  Replace?
30	

---

If you have any questions or need support please email us at [info@classlegal.com](mailto:info@classlegal.com) or call us on 01652 652222. We are open from 9am-5.30pm, Monday to Friday.